

Department: Department of Labor and Employment (DOLE)

Agency/Entity: Technical Education and Skills Development Authority (TESDA)

Operating Unit: \_\_\_\_\_

Organization Code (UACS): \_\_\_\_\_

Fund Cluster: 97 - Trust Receipts

STATEMENT OF APPROVED BUDGET AND EXPENDITURES FOR TRUST RECEIPTS  
 Technical Education and Skills Development Authority  
 As of the Quarter Ending December 31, 2019

**RECEIVED**  
 FEB 14 2024

BUREAU OF THE TREASURY  
 RECEIVED  
 FEB 14 2024

**FILE COPY**


Inter Agency Fund Transfer  
 Grants and Donations (Less than 12 months)


COMMISSIONER IN CHARGE  
 RECEIVED BY: *[Signature]*  
 DATE: 2/19/24  
 TIME: 9:16


Source Agencies and Projects	UACS CODE	Approved Budget		Adjusted Budgeted Revenue	Utilizations				Total	Disbursements				Balances			
		Approved Budgeted Revenue/Receipts	Adjustments (Additions, Reductions, Modifications/Augmentation s)		1st Quarter Ending 'March 31	2nd Quarter Ending 'June 30	3rd Quarter Ending 'Sept. 30	4th Quarter Ending 'Dec. 31		1st Quarter Ending 'March 31	2nd Quarter Ending 'June 30	3rd Quarter Ending 'Sept. 30	4th Quarter Ending 'Dec. 31	Unpaid Utilizations (10-15) (17+18)	Due and Demandable Accounts Payable		
1	2	3	4	5=(3+4)	6	7	8	9	10=(6+7+8+9)	11	12	13	14	15=(11+12+13+14)	16=(5-10)	17	18
<b>Central Office</b>																	
Coconut Farmers Scholarship Program																	
PS																	
MOOE		200,000,000.00	(197,481,207.00)	2,518,793.00				240,180.00	240,180.00					0.00		2,278,613.00	
CO																	
<b>Sub-Total</b>		<b>200,000,000.00</b>	<b>(197,481,207.00)</b>	<b>2,518,793.00</b>												<b>2,278,613.00</b>	
<b>CAR (NONE TO REPORT)</b>																	
<b>Sub-Total</b>																	
<b>TRA (NONE TO REPORT)</b>																	
<b>Sub-Total</b>																	
<b>Region I</b>																	
Coconut Farmers Scholarship Program																	
PS																	
MOOE			989,373.60	989,373.60		461,120.00	20,631.00	494,749.80	976,500.80		84,400.00	340,032.00	514,584.80	939,016.60		12,872.80	
CO																	
<b>Sub-Total</b>			<b>989,373.60</b>	<b>989,373.60</b>		<b>461,120.00</b>	<b>20,631.00</b>	<b>494,749.80</b>	<b>976,500.80</b>	<b>0.00</b>	<b>84,400.00</b>	<b>340,032.00</b>	<b>514,584.80</b>	<b>939,016.60</b>		<b>12,872.80</b>	
<b>Region II</b>																	
Coconut Farmers Scholarship Program																	
PS																	
MOOE			968,460.40	968,460.40		968,460.40			968,460.40		324,835.40	586,410.00	15,920.00	927,165.40		0.00	
CO																	
<b>Sub-Total</b>			<b>968,460.40</b>	<b>968,460.40</b>	<b>0.00</b>	<b>968,460.40</b>	<b>0.00</b>	<b>0.00</b>	<b>968,460.40</b>	<b>0.00</b>	<b>324,835.40</b>	<b>586,410.00</b>	<b>15,920.00</b>	<b>927,165.40</b>		<b>0.00</b>	
<b>Region III</b>																	
Coconut Farmers Scholarship Program																	
PS																	
MOOE			2,184,417.00	2,184,417.00		1,209,265.00	4,500.00	880,005.20	2,093,770.20		468,909.20	318,120.00	384,506.85	1,171,536.05		90,646.80	
CO																	
<b>Sub-Total</b>			<b>2,184,417.00</b>	<b>2,184,417.00</b>	<b>0.00</b>	<b>1,209,265.00</b>	<b>4,500.00</b>	<b>880,005.20</b>	<b>2,093,770.20</b>	<b>0.00</b>	<b>468,909.20</b>	<b>318,120.00</b>	<b>384,506.85</b>	<b>1,171,536.05</b>		<b>90,646.80</b>	
<b>Region IV-A</b>																	
Coconut Farmers Scholarship Program																	
PS																	
MOOE			17,025,716.00	17,025,716.00		7,787,515.00	4,206,056.40	3,498,885.00	15,492,456.40		4,374,037.92	5,319,143.88	5,400,427.86	15,093,609.66		1,533,259.60	
CO																	
<b>Sub-Total</b>			<b>17,025,716.00</b>	<b>17,025,716.00</b>	<b>0.00</b>	<b>7,787,515.00</b>	<b>4,206,056.40</b>	<b>3,498,885.00</b>	<b>15,492,456.40</b>	<b>0.00</b>	<b>4,374,037.92</b>	<b>5,319,143.88</b>	<b>5,400,427.86</b>	<b>15,093,609.66</b>		<b>1,533,259.60</b>	
<b>Region IV-B</b>																	
Coconut Farmers Scholarship Program																	
PS																	
MOOE			7,561,422.60	7,561,422.60		6,250,946.20	714,051.20	596,425.20	7,561,422.60		1,477,718.20	4,566,004.40	680,502.00	6,724,224.60			
CO																	
<b>Sub-Total</b>			<b>7,561,422.60</b>	<b>7,561,422.60</b>		<b>6,250,946.20</b>	<b>714,051.20</b>	<b>596,425.20</b>	<b>7,561,422.60</b>	<b>0.00</b>	<b>1,477,718.20</b>	<b>4,566,004.40</b>	<b>680,502.00</b>	<b>6,724,224.60</b>			
<b>Region V</b>																	
Coconut Farmers Scholarship Program																	
PS																	
MOOE			5,420,065.60	5,420,065.60		1,457,244.40	417,489.60	3,355,835.85	5,230,569.85		1,236,610.40	602,921.20	3,156,754.63	4,996,286.23		189,495.75	
CO																	
<b>Sub-Total</b>			<b>5,420,065.60</b>	<b>5,420,065.60</b>	<b>0.00</b>	<b>1,457,244.40</b>	<b>417,489.60</b>	<b>3,355,835.85</b>	<b>5,230,569.85</b>	<b>0.00</b>	<b>1,236,610.40</b>	<b>602,921.20</b>	<b>3,156,754.63</b>	<b>4,996,286.23</b>		<b>189,495.75</b>	
<b>Region VI</b>																	
Coconut Farmers Scholarship Program																	
PS																	
MOOE			6,616,692.60	6,616,692.60				2,520.00	6,342,062.40			2,520.00	4,010,992.80	4,013,512.80		272,110.20	
CO																	
<b>Sub-Total</b>			<b>6,616,692.60</b>	<b>6,616,692.60</b>	<b>0.00</b>	<b>0.00</b>	<b>0.00</b>	<b>2,520.00</b>	<b>6,342,062.40</b>	<b>0.00</b>	<b>0.00</b>	<b>2,520.00</b>	<b>4,010,992.80</b>	<b>4,013,512.80</b>		<b>272,110.20</b>	

Source Agencies and Projects	UACS CODE	Approved Budget			Utilizations						Disbursements					Balances		
		Approved Budgeted Revenue/Receipts	Adjustments (Additions, Reductions, Modifications/Augmentations)	Adjusted Budgeted Revenue	1st Quarter Ending 'March 31	2nd Quarter Ending 'June 30	3rd Quarter Ending 'Sept. 30	4th Quarter Ending 'Dec. 31	Total	1st Quarter Ending 'March 31	2nd Quarter Ending 'June 30	3rd Quarter Ending 'Sept. 30	4th Quarter Ending 'Dec. 31	Total	Unutilized Budget	Unpaid Utilizations (10-15) = (17+18)		
																Due and Demandable / Accounts Payable	Not Yet Due and Demandable	
1	2	3	4	5=(3+(-4))	6	7	8	9	10=(6+7+8+9)	11	12	13	14	15=(11+12+13+14)	16=(5-10)	17	18	
<b>Region VII</b>																		
Coconut Farmers Scholarship Program																		
PS																		
MOOE			13,760,569.60	13,760,569.60		10,606,090.60	2,985,130.20		13,591,220.80		2,163,217.60	8,235,922.60	2,964,849.00	13,363,989.20	169,348.80			
CO																		
Sub-Total			13,760,569.60	13,760,569.60	0.00	10,606,090.60	2,985,130.20	0.00	13,591,220.80	0.00	2,163,217.60	8,235,922.60	2,964,849.00	13,363,989.20	169,348.80			
<b>Region VIII</b>																		
Coconut Farmers Scholarship Program																		
PS																		
MOOE			46,876,734.00	46,876,734.00	2,016.00	25,197,202.80	10,003,348.80	11,524,908.20	46,727,475.60	2,016.00	11,457,367.10	20,098,760.16	7,299,332.58	38,857,475.84	149,258.40			
CO																		
Sub-Total			46,876,734.00	46,876,734.00	2,016.00	25,197,202.80	10,003,348.80	11,524,908.20	46,727,475.60	2,016.00	11,457,367.10	20,098,760.16	7,299,332.58	38,857,475.84	149,258.40			
<b>Region IX</b>																		
Coconut Farmers Scholarship Program																		
PS																		
MOOE			35,918,323.80	35,918,323.80		1,896,887.00	5,529,998.40	26,360,550.80	33,787,436.20		1,764,887.00	3,399,178.00	28,505,144.20	33,669,209.20	2,130,887.60			
CO																		
Sub-Total			35,918,323.80	35,918,323.80	0.00	1,896,887.00	5,529,998.40	26,360,550.80	33,787,436.20	0.00	1,764,887.00	3,399,178.00	28,505,144.20	33,669,209.20	2,130,887.60			
<b>Region X</b>																		
Coconut Farmers Scholarship Program																		
PS																		
MOOE			18,559,514.40	18,559,514.40		3,327,878.60	7,344,026.40	7,400,603.00	18,072,508.00		838,088.60	5,073,414.80	11,918,384.04	17,829,887.44	487,006.40			
CO																		
Sub-Total			18,559,514.40	18,559,514.40	0.00	3,327,878.60	7,344,026.40	7,400,603.00	18,072,508.00	0.00	838,088.60	5,073,414.80	11,918,384.04	17,829,887.44	487,006.40			
<b>Region XI</b>																		
Coconut Farmers Scholarship Program																		
PS																		
MOOE			8,714,923.60	8,714,923.60		3,749,945.00	3,155,512.80	1,691,586.00	8,597,043.80		2,041,920.00	3,922,139.80	1,444,480.78	7,408,540.58	117,880.00			
CO																		
Sub-Total			8,714,923.60	8,714,923.60	0.00	3,749,945.00	3,155,512.80	1,691,586.00	8,597,043.80	0.00	2,041,920.00	3,922,139.80	1,444,480.78	7,408,540.58	117,880.00			
<b>Region XII</b>																		
Coconut Farmers Scholarship Program																		
PS																		
MOOE			16,382,349.00	16,382,349.00		1,054,566.00	7,253,683.00	8,074,100.00	16,382,349.00		115,000.00	2,159,782.00	12,634,515.46	14,909,297.46	0.00			
CO																		
Sub-Total			16,382,349.00	16,382,349.00	0.00	1,054,566.00	7,253,683.00	8,074,100.00	16,382,349.00	0.00	115,000.00	2,159,782.00	12,634,515.46	14,909,297.46	0.00			
<b>Region XIII</b>																		
Coconut Farmers Scholarship Program																		
PS																		
MOOE			10,339,615.20	10,339,615.20	2,217.60	4,144,720.20	3,380,650.40	1,530,737.00	9,058,325.20	2,217.60	2,178,308.00	2,488,228.00	3,183,812.82	7,852,566.42	1,281,290.00			
CO																		
Sub-Total			10,339,615.20	10,339,615.20	2,217.60	4,144,720.20	3,380,650.40	1,530,737.00	9,058,325.20	2,217.60	2,178,308.00	2,488,228.00	3,183,812.82	7,852,566.42	1,281,290.00			
<b>BARMM</b>																		
Coconut Farmers Scholarship Program																		
PS																		
MOOE			6,163,029.40	6,163,029.40											6,163,029.40			
CO																		
Sub-Total			6,163,029.40	6,163,029.40											6,163,029.40			
<b>GRAND TOTAL</b>			200,000,000.00	0	200,000,000.00	4,233.60	68,111,841.00	45,017,598.20	71,990,628.45	185,124,301.25	4,233.60	28,525,299.42	57,112,576.84	82,114,207.82	167,756,317.48	14,875,698.75		
PS																		
MOOE			200,000,000.00	0.00	200,000,000.00	4,233.60	68,111,841.00	45,017,598.20	71,990,628.45	185,124,301.25	4,233.60	28,525,299.42	57,112,576.84	82,114,207.82	167,756,317.48	14,875,698.75		
CO																		

Certified Correct:  
  
**ROMMEL A. DELORIA**  
 Chief Administrative Officer, Budget Division  
 Date: \_\_\_\_\_

Certified Correct:  
  
**GARIEL M. SAUGON**  
 Chief Accountant, Accounting Division  
 Date: \_\_\_\_\_

Recommending Approval:  
  
**SAMAD B. DIWANRA**  
 Office in Charge, FMS  
 Date: \_\_\_\_\_

Approved By:  
  
**SEC. SUHARTO T. MANGUDATU, PH.D.**  
 SECRETARY/DIRECTOR GENERAL, TERA  
 Date: \_\_\_\_\_

COMMISSION ON AUDIT  
 RECEIVED BY: \_\_\_\_\_  
 DATE: 2/19/20  
 TIME: 9:20